




**Empire Comfort Systems Inc.**  
 918 Freeburg Avenue  
 Belleville, Illinois 62220-2623

Web Site [www.empirecomfort.com](http://www.empirecomfort.com)



## Unvented Room Heater

**Model SR-6**



### Specifications

Model	SR-6
Input Plaque (Nat. Gas)	BTU/HR (KW/H) One 6,000 (1.8)
BTU/HR (KW/H) One Plaque (LP Gas)	6,000 (1.8)
Height	22" (559mm)
Width	11 7/8" (302mm)
Depth	6 1/2" (165mm)
Gas Inlet	3/8" (10mm)
<b>Accessories</b>	
Floor Stand*	SRS-10

\*Floor stand can not be used in a bathroom or bedroom installation. SR-6 must be wall mounted in a bathroom or bedroom installation.

The bathroom or bathroom or bedroom must be an unconfined space. ANSI Z223.1/NFPA54 defines an unconfined space as "a space whose volume is not less than 50 cubic feet per 1,000 Btu per

### CLEARANCES (Figure 2 and Figure 3)

When facing the front of the appliance the following minimum clearances to combustible construction must be maintained.

Left side 6 inches (152mm). Right side 6 inches 152mm).

Do not install in alcove or closet.

Rear wall 0 (0mm) inches. Ceiling 24 inches (610mm).

Minimum vertical clearance from a projection above the appliance (shelves, window sills, etc.) 10 inches (254mm).

Maximum horizontal extension of projection above the appliance 12 inches (305mm).

Floor (top surface of carpeting, tile, etc.) 2 inches (51mm).

Provide adequate clearances around air openings.

#### Wall Mount Installation

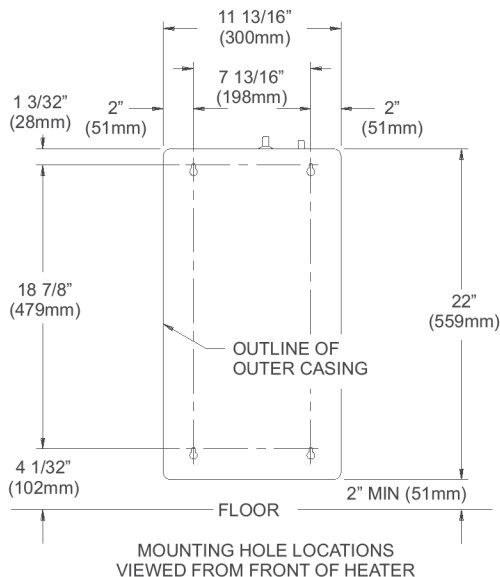


Figure 1

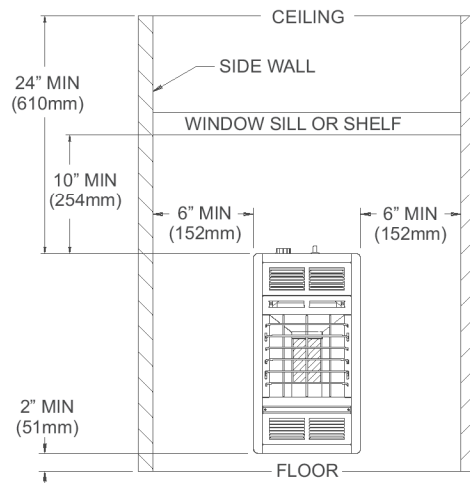


Figure 2

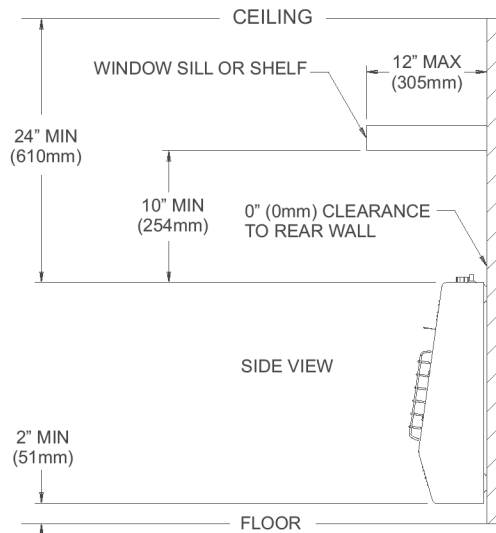


Figure 3