




Empire Comfort Systems Inc.
 918 Freeburg Avenue
 Belleville, Illinois 62220-2623

Web Site www.empirecomfort.com



Unvented Room Heater Model SR-10/SR-10T



Specifications

Model	SR-10/SR-10T
Input	BTU/HR (KW/H)
One Plaque (L.P. and Nat. Gas)	10,000 (2.9)
Height	22" (559mm)
Width	11 7/8" (302mm)
Depth	6 1/2" (165mm)
Gas Inlet	3/8" (10mm)
Accessories	
Floor Stand*	SRS-10

*Floor stand can not be used in a bedroom installation. SR-10 and SR-10T must be wall mounted in a bedroom installation.

The bedroom must be an unconfined space. ANSI Z223.1/NFPA54 defines an unconfined space as "a space whose volume is not less than 50 cubic feet per 1,000 Btu per hour (4.8m³ per kw) of the aggregate input rating of all appliances installed in that space."

CLEARANCES (Figure 2 and Figure 3)

When facing the front of the appliance the following minimum clearances to combustible construction must be maintained.

Left side 6 inches (152mm). Right side 6 inches (152mm).

Do not install in alcove or closet.

Rear wall 0 inches (0mm). Ceiling 24 inches (610mm).

Minimum vertical clearance from a projection above the appliance (shelves, window sills, etc.) 14 inches (356mm).

Maximum horizontal extension of projection above the appliance 12 inches (305mm).

Floor (top surface of carpeting, tile, etc.) 2 inches (51mm).

Provide adequate clearances around air openings.

Adequate accessibility clearances for purposes of servicing and proper operation must be provided.

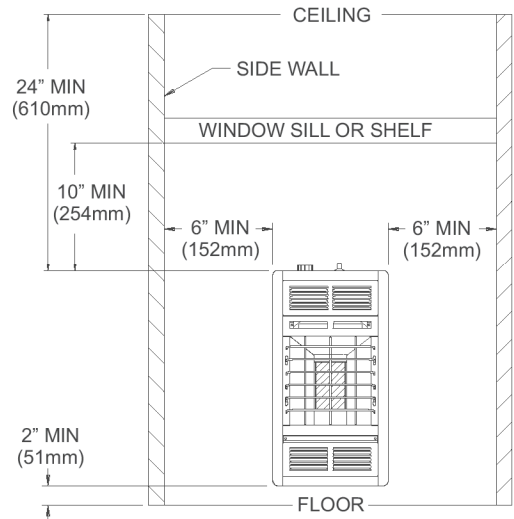


Figure 2

Wall Mount Installation

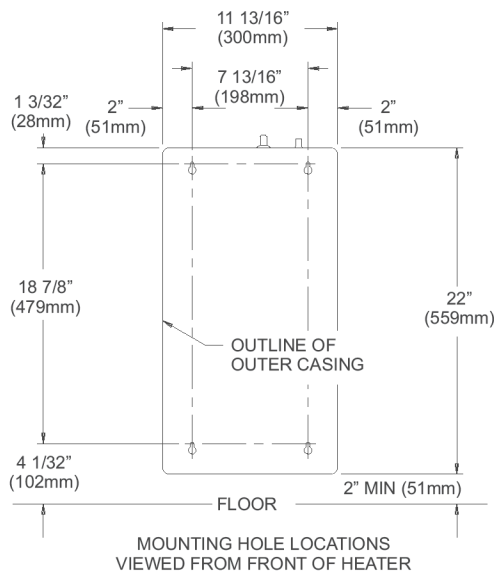


Figure 1

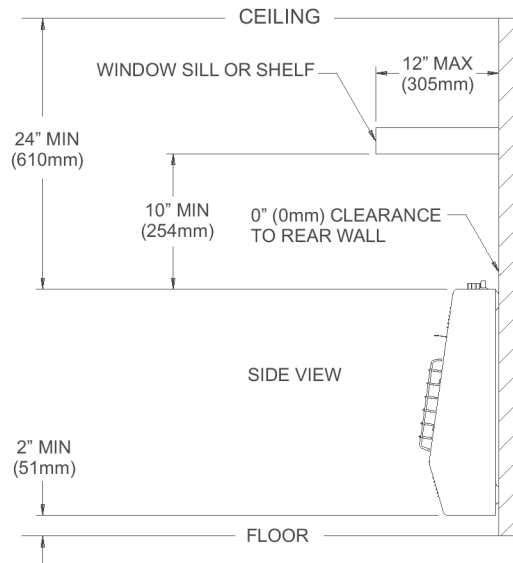


Figure 3